



Settle in fieldside for a week of polo, ponies, and relaxed country charm at the  
**Hawkesbury Autumn Festival of Polo.**

Join us from **Friday 10th to Sunday 19th April 2026** at Windsor Polo Club for one of the standout moments of the season. Think picnic rugs, tailgates, grazing boxes, and afternoons spent watching great polo in a laid-back, family-friendly setting.

Whether you're here for a casual day out or following the competition, there's polo to enjoy right across the festival.

**What's on:**

- **Subzero & 0 Goal** – played across both weekends, with finals each Sunday
- **4 Goal** – running across the full two weeks, with finals on Sunday 19th
- **NSWPA Hawkesbury Bentleys Morton Cup (14 Goal) & Hector King Trophy (8 Goal)** – finals on Sunday 19th (*note: not all games are played at Windsor*)

Pack a picnic or pre-order a grazing box, settle in under the trees, or make a day of it with the clubhouse open for food and drinks. There's plenty of space to spread out, bring friends and family, and enjoy polo at your own pace.

**Best of all — general admission is completely FREE.**

Check the latest draws on the website and plan your perfect day at the polo.



## **What to Expect**

Our Club Weekend is all about relaxed country charm, exciting polo, and great company. Here's what's in store:

## **Polo All Day – Fast, Fun & Family-Friendly**

Watch competitive matches from emerging and seasoned players alike. Whether you're a lifelong fan or new to the sport, there's plenty of excitement on the field.

## **Tailgates, Picnics & Fieldside Feasts**

Set up your own picnic spot or bring a tailgate setup—especially on Sunday. Think rugs, camp chairs, cheese platters, and your favourite drinks under the plane trees.

## **The Clubhouse Is Open**

No picnic? No worries. The Clubhouse will be serving food, drinks, and light lunch options all weekend—perfect for a break between matches.

Please note: Any alcohol purchased through the Clubhouse must be consumed within the licensed area, in line with NSW liquor regulations. Thanks for your understanding!

## **Dogs Welcome**

We love seeing your four-legged friends at the polo! Dogs are welcome on a leash—just be sure they steer clear of ponies and players. And if your pup leaves a little something behind, please help keep the grounds beautiful by picking up after them. We really appreciate it!

## **Dress Code: Smart Country Casual**

Linen, boots, sun hats and polos—keep it polished but relaxed. We encourage guests to dress the part and enjoy the club atmosphere.

## **Free On-Site Parking**

Plenty of parking is available with easy access via Old Kurrajong Road. Look for the signage as you arrive.

To help things run smoothly: large semi-trailer trucks will be entering and exiting the grounds throughout the weekend for horse transport and logistics. To help us keep everything moving safely:

- Avoid parking along the roadways (without sufficient room) or behind the clubhouse.
- Please leave enough room for two trucks to pass easily on internal roads and turning areas.

Thanks for helping us keep the grounds safe and accessible for everyone!




## **Free General Admission**

Remember, entry to the tournament is **FREE for all spectators**—so bring your family and friends along to enjoy the weekend.

## Capture the Moment

Snap the day and tag us—we'd love to see your favourite moments!

Follow and tag:

-  Instagram: [@windsorpoloclub](https://www.instagram.com/windsorpoloclub)
-  Facebook: [Windsor Polo Club](https://www.facebook.com/WindsorPoloClub)
-  X (Threads): [@WindsorPolo](https://www.threads.net/@WindsorPolo)

Use the hashtag **#WindsorPolo** for a chance to be featured.

---


## 17 **Draws & Updates**

The **full match draw and schedule** will be released within the week prior at:

 [www.windsorpoloclub.com.au](http://www.windsorpoloclub.com.au)

*Note: As polo is weather dependent, we'll share any last-minute updates via our website and social media pages. Keep an eye out closer to the weekend.*


---



## **Windsor Polo Classifieds – Your Polo HQ**

Looking for **accommodation, horse hire, saddlery, or transport** for the weekend? Check out the **Windsor Polo Classifieds**, the go-to community board for all things polo. Whether you're a visiting player or a local team needing last-minute gear, it's your one-stop shop.

Explore listings or post your own at:

 [www.windsorpoloclub.com.au/classifieds](http://www.windsorpoloclub.com.au/classifieds)

---

So bring the family, round up your mates, pack a picnic, and come enjoy the best of country polo right here at Windsor.

**We can't wait to see you fieldside!**

 33 Old Kurrajong Road, Richmond NSW

 [windsorpoloclub@gmail.com](mailto:windsorpoloclub@gmail.com)

 [www.windsorpoloclub.com.au](http://www.windsorpoloclub.com.au)

## Safety & Club Rules

Windsor Polo Club is proud to be a welcoming, family-friendly venue—but polo is a fast-paced sport, and safety is a shared responsibility. Please help us keep the weekend enjoyable for everyone by observing the following:

### Sideline & Spectator Safety

- Do not enter the field or stand/sit within **10 metres of the sideline** while play is in progress.
- Keep an eye on the game—**stray balls and fast ponies can be dangerous.**
- Spectators must remain alert during all live play.

### Children

- **Children must be supervised by a parent or guardian at all times.**
- This includes keeping them **off the field** and **back from the sidelines** during matches (minimum 10 metres).
- Please ensure compliance with **underage drinking laws**—thank you for supporting a safe environment for all.

### Dogs

Dogs are welcome—but must be **kept on a leash and under control** at all times. And please, **pick up after your dog** to help keep the grounds clean and beautiful.

### Riders & Horse Management

- **Only registered NSWPA players may ride on the polo fields or take part in sanctioned events.**
- **NSWPA-approved helmets** must be worn and fastened at all times while riding.
- Horses must always be under control.
- No spares or changes in front of the clubhouse—**spare horses must be held at least 30m from the back line.**

### E-Wheels

E-wheels, scooters and other powered wheels are **only permitted after all matches are finished for the day.**

**Helmets must be worn and secured** at all times while riding.

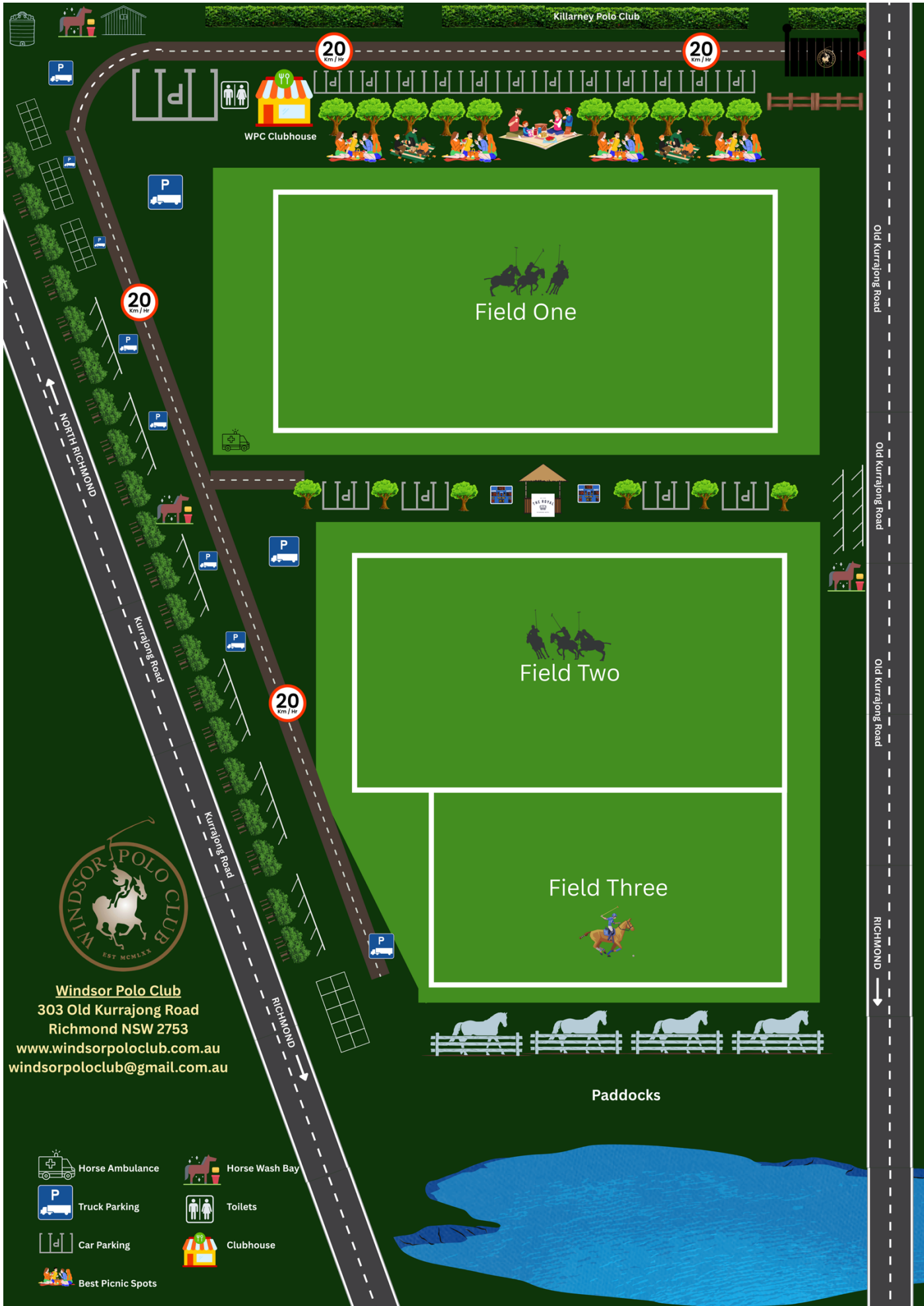
### Vehicles & Parking

- **20km/h speed limit** applies across the property.
- All vehicles must travel along the mound—**please stay off the 10m safety line.**
- Do not drive behind Field #1 (areas marked **No Vehicle Access**).
- **No vehicles on any polo field** or within 10 metres of the sidelines.
- External gates must be kept closed.
- Avoid parking behind the clubhouse or near the main road—**large trucks require clear access and room to pass.**

### Pony Lines & Member Areas

- **Northern end pony lines are for 2025 financial members only**, due to congestion.
- All other players may use the 60 yards behind Field #2 and the lagoon paddocks.
- **Stick & balling on Field #3 is for members only.**
- Additional shaded pony lines are being developed to accommodate more teams.

 Full club rules available at: [windsorpoloclub.com.au/clubrules](https://windsorpoloclub.com.au/clubrules)



Killarney Polo Club

20  
Km/Hr

20  
Km/Hr

WPC Clubhouse

Field One

Field Two

Field Three

Paddocks

Old Kurrajong Road

Old Kurrajong Road

Old Kurrajong Road

RICHMOND

NORTH RICHMOND

20  
Km/Hr

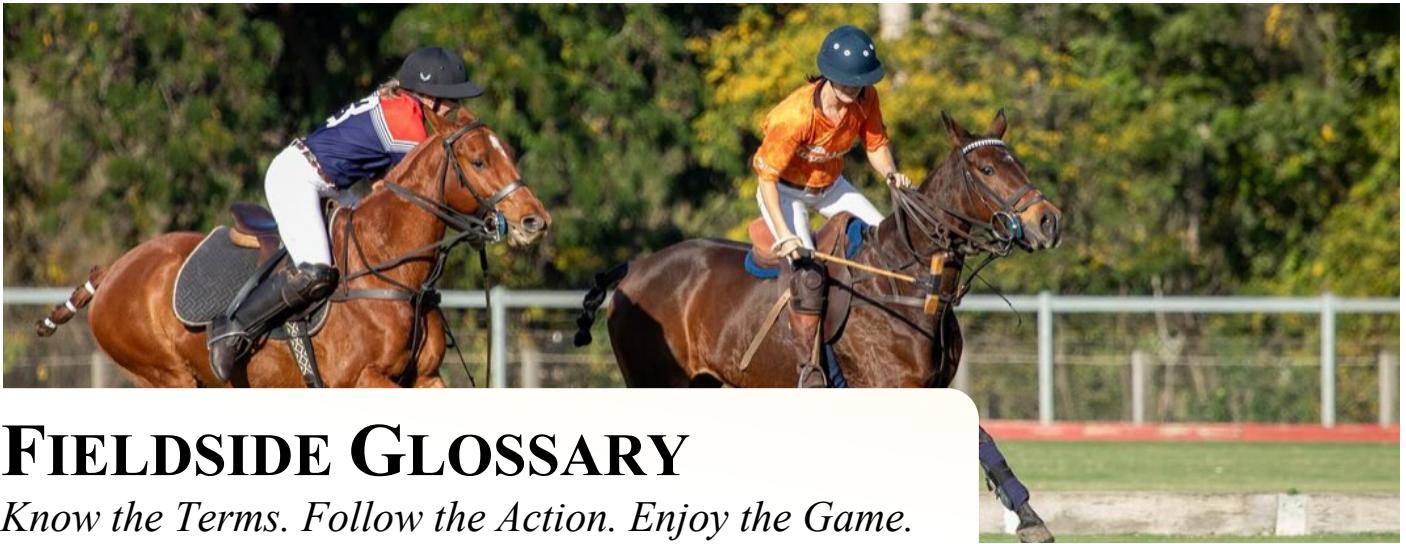
20  
Km/Hr

20  
Km/Hr



**Windsor Polo Club**  
 303 Old Kurrajong Road  
 Richmond NSW 2753  
[www.windsorpoloclub.com.au](http://www.windsorpoloclub.com.au)  
[windsorpoloclub@gmail.com.au](mailto:windsorpoloclub@gmail.com.au)

-  Horse Ambulance
-  Horse Wash Bay
-  Truck Parking
-  Toilets
-  Car Parking
-  Clubhouse
-  Best Picnic Spots



# FIELD SIDE GLOSSARY

*Know the Terms. Follow the Action. Enjoy the Game.*

**Back Shot:** A shot that can be hit from either side of the horse.

**Ball:** The ball is 3-3.5inches (76-89millimetres) in diameter and within the limits of 4.25-4.75 ounces (120-135grams).

**Boards:** Boards, edge the side of the fields, if they are used, they shall not exceed 11inches (28cm) in height and shall be at least 1 inch thick.

**Chukker:** There are six chukkers in a polo match, each lasting 7.5minutes. Between each chukker, players change horses

Centre-Table:

**Double-chukkered:** This term means that the same horse has been approved to play two chukkers in the same game. Horses are limited to 3 chukkas per day, 2 per game.

**Equipment:** A helmet, polo boots and protective kneepads are required to play. Any equipment with a sharp projection is forbidden. Goggles, elbow pads and mouth guards are strongly recommended.

**Field:** The polo field is 300yards (275m) long and 160 yards (145m) wide, equating to 10 acres (4ha). The goal posts have a 8-yard (7.3m) span.

**Foul Hook:**

**Free Change:** A free change is granted at the umpire's discretion during a chukka. The match clock is stopped and all players are given the opportunity to change horses.

**Game:** The game of polo consists of four, five or six chukkers, depending on the number of available horses, the level of play, or the nature of the tournament.

**Goal:** A goal is scored when the ball crosses the line between the goal

posts. The team's goal changes each time a goal is scored.

**Handicap:** Registered players are rated on a scale of minus 2 through 10 (the higher the better).

**Hook:** This is an extremely effective defensive technique. A player may use his mallet to interfere with his opponent's swing.

**Knock-in:** Should a team, in an offensive drive, hit the ball across the opponents' backline, the defending team resumes the game with a free hit from the backline.

**Line-of-the-Ball or Right-of-Way:** This imaginary line follows the path that the ball takes. On each side of the line is a lane and these two lanes determine the right-of-way of the player.

**Mallet:** The shaft is made of bamboo can with a hard-wood head. The head is bevelled on one end to allow a full swing flush to the ground. The mallet is highly flexible and varies in length and head weight.

**Near-Side Shot:** This type of shot is made from the left side of the horse. A near-side shot can either be a forehand or backhand shot.

**Neck-Shot:** A ball which is hit under a horse's neck from either side.

**Off-side shot:** The off-side is the right side of the horse. It is most commonly use shot in polo.

**Penalty:** A penalty is a free hit towards the goal from a set distance. The severity of the foul committed, the direction of play (attack/defensive) and possession of the ball determines what penalty will be awarded.

**Positions:** Each of the four team members play a distinctly different position. Players may momentarily change positions, but they try to stay at their initial spot. Player No. 1 is the most forward offensive player. No. 2 is just as aggressive, but plays deeper. No. 3 is the pivot between offense and defence and tries to turn all plays to offense. No. 4, or the back, is the defensive player whose principal role is to protect the goal.

**Ride-off:** A ride-off occurs when two riders attempt to push each other off the line of the ball.

**Safety Zone:** At sides about 10years, at ends about 30yards.

**Tail Shot:** A tail shot involves hitting the ball behind and under the horse's rump.

**Team Shirts:** Team shirts must not be of black and white vertical stripes and must be numbered 1,2,3 and 4. The numbers should be no less than 9 inches high in contrasting colour on the back

**Third man:** This refers to the referee who sits off the field. If and when the two umpires on the field are in disagreement, the third man make the final decision. The third man often has access to video replay and is located at centre-table.

**Throw-in:** A chukka begins and many plays resume with the umpire bowling the ball between the two ready teams.

**Umpires:** Two mounted umpires on the field consult each other after each infringement and impose a penalty only if they agree. If they do not agree, they confer with the third man, usually at centre table. They also monitor safety for the players and horse.